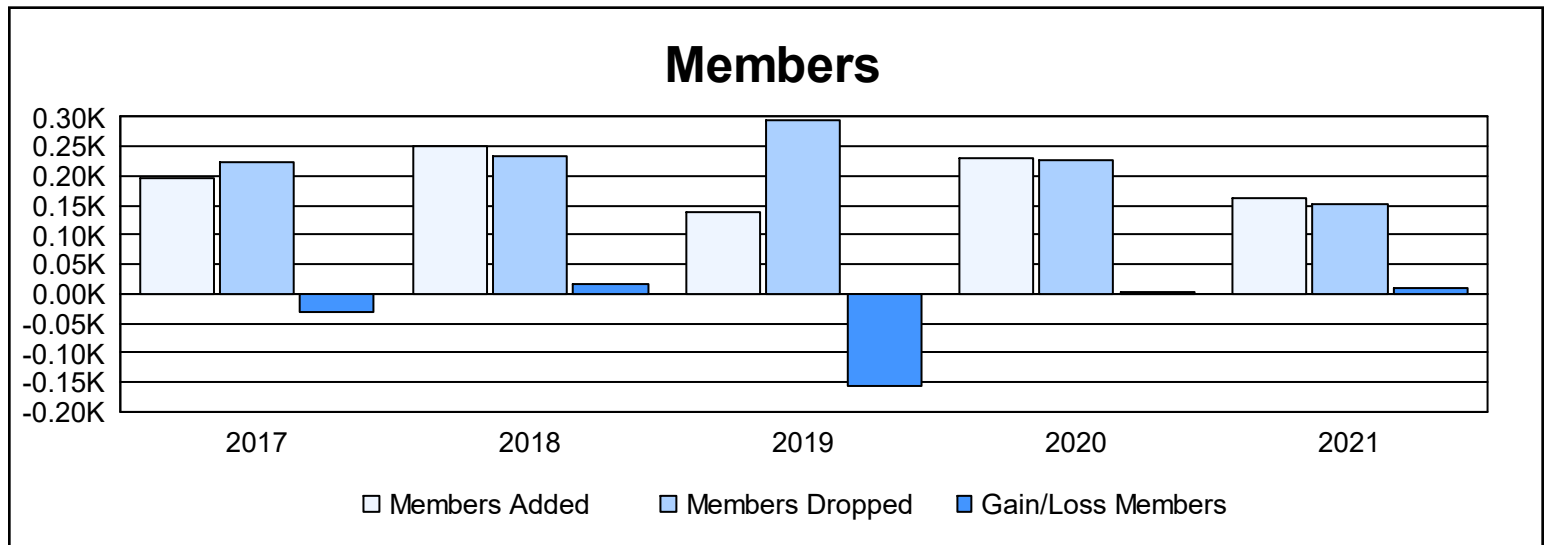
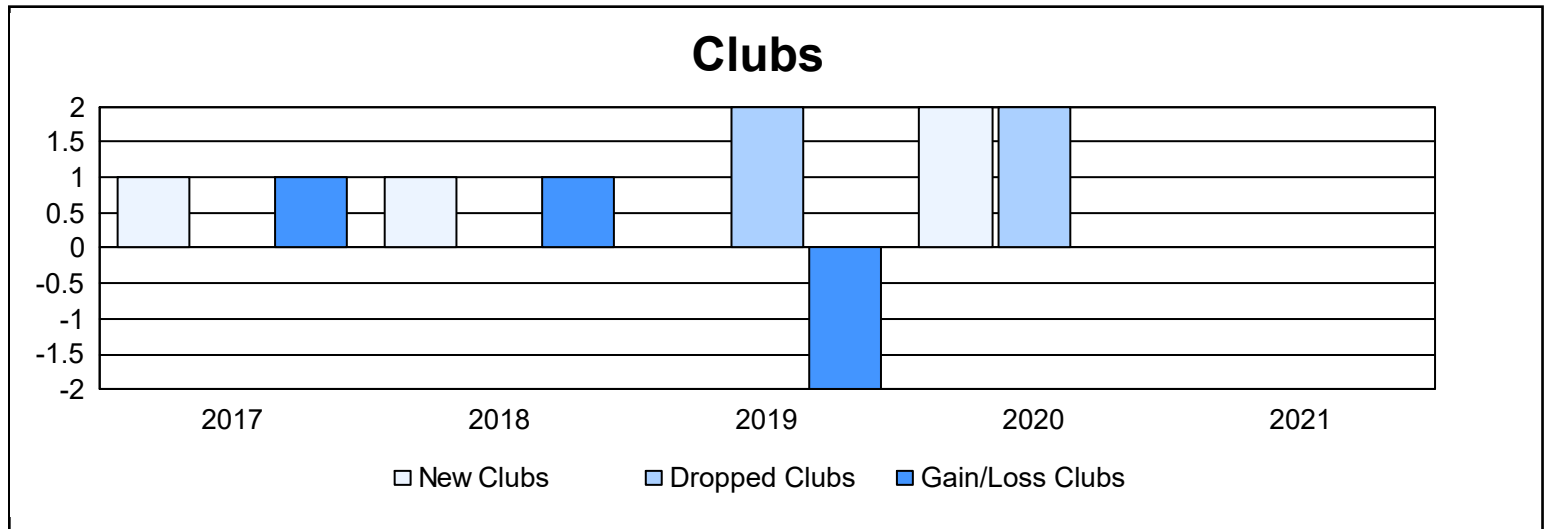
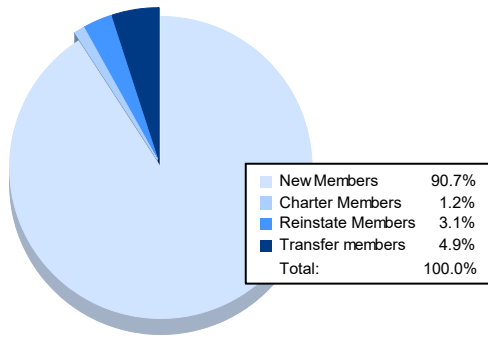


| Year | New Clubs | Dropped Clubs | Gain/ Loss Clubs | New Members | Charter Members | Reinstate Members | Transfer Members | Total Member Added | Total Members Dropped | Gain/ Loss Members |
|----------------|-----------|---------------|------------------|-------------|-----------------|-------------------|------------------|--------------------|-----------------------|--------------------|
| 2016-2017 | 1 | 0 | 1 | 142 | 38 | 10 | 5 | 195 | 225 | -30 |
| 2017-2018 | 1 | 0 | 1 | 201 | 37 | 6 | 7 | 251 | 233 | 18 |
| 2018-2019 | 0 | 2 | -2 | 127 | 5 | 4 | 3 | 139 | 294 | -155 |
| 2019-2020 | 2 | 2 | 0 | 160 | 58 | 4 | 8 | 230 | 228 | 2 |
| 2020-2021 | 0 | 0 | 0 | 147 | 2 | 5 | 8 | 162 | 152 | 10 |
| Average | 1 | 1 | 0 | 155 | 28 | 6 | 6 | 195 | 226 | -31 |



Membership Composition June 2021 Cumulative



Gender Composition June 2021 Cumulative

